

Portfolio objective

The investment objective is to generate income with a target yield of approximately 5% per annum with the potential for capital growth over the medium term (being any five year period). By investing in the fund, capital is at risk. There is no guarantee that the fund will generate this, or any other level of income or returns.

Performance

Past performance does not predict future returns.

Cumulative performance (%)

	1MO	3MO	YTD	1Y	3Y	5Y	7Y	10Y	SI
Return (Net)	2.61	2.73	2.73	12.41	9.14	19.89	32.14	68.32	69.15

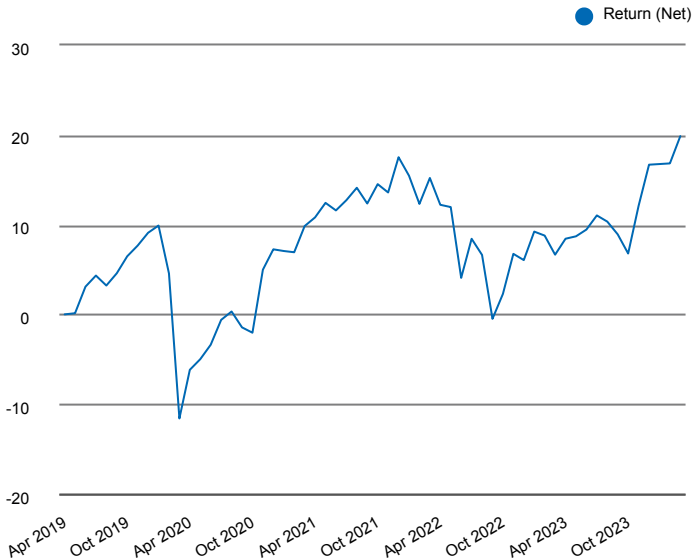
Discrete annual performance (%)

The table below shows performance over rolling discrete 12-month periods.

	2024	2023	2022	2021	2020
Return (Net)	12.41	-7.43	4.89	24.28	-11.61

	2019	2018	2017	2016	2015
Return (Net)	6.30	3.69	11.95	-0.09	13.88

Cumulative five-year performance



Source: Aegon Asset Management UK. NAV to NAV, noon prices, income reinvested, net of ongoing charges, excluding entry or exit charges.

Key facts

Investment Vehicle	Aegon Asset Management UK ICVC
Fund Managers	Vincent McEntegart, Debbie King
Fund Launch	25 February 2014
Share Class Launch	25 February 2014
Sector	Investment Association Mixed Investment 20-60% Shares
SFDR Classification	N/A
Fund Base Currency	GBP
Fund Size	867,303,430
NAV	100.72
Fund Structure	OEIC
Investment Manager	Aegon Asset Management UK
SEDOL	BJFLR10
ISIN	GB00BJFLR106
Dividend Strategy	Dividend distribution - Monthly
Valuation Point	12:00 GMT

Costs

Initial Charge	0.00%
Management Fee	0.55%
Ongoing Charges Fee	0.58%

The ongoing charge figure is based on the actual expenses incurred in the 12-month period concluding at the end of last month. The cost of investing will impact your investment. The return will be reduced by the fees and expenses that may be incurred in managing the investment. Fees may have a compounding effect.

Rating and awards



Note: Awards and ratings are highlighted to demonstrate our investment capabilities. Past performance is not a guide to future returns.

Risk and reward profile

1	2	3	4	5	6	7
Lower risk / potentially lower rewards					Higher risk / potentially higher rewards	

Portfolio data

	Portfolio
Number of Securities	151
Historic Yield (%)	6.14
Effective Duration (Yrs)	1.63
Spread Duration (Yrs)	1.65
Volatility (%)	6.08
Sharpe Ratio (%)	1.22
Beta	

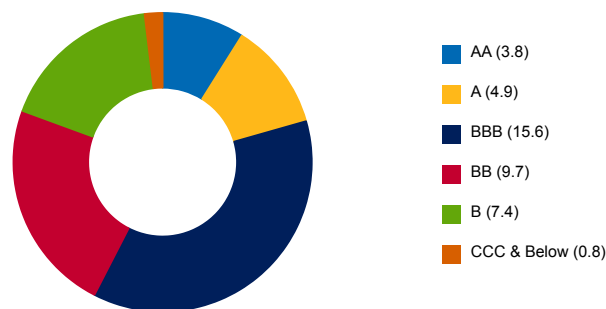
Asset allocation

	Portfolio (%)
Bond	42.1
Equity	33.6
Listed Property	4.5
Specialist Income	11.3
Unassigned	0.5
Cash & Cash Equivalents	8.1

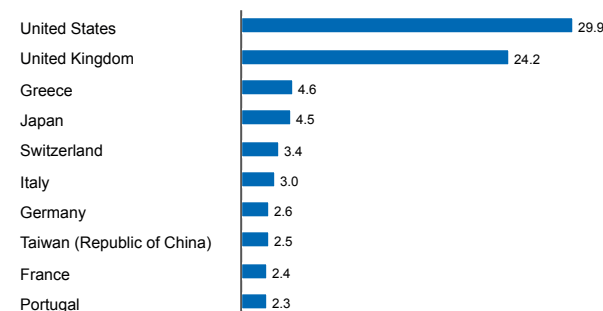
Currency allocation

	Portfolio Pre-hedge (%)	Portfolio Post-hedge (%)
USD	34.3	11.1
GBP	30.9	90.3
EUR	22.0	-6.0
JPY	4.1	-0.1
CHF	3.0	-0.1

Bond credit quality breakdown (%)



Country allocation (%)



Top 3 bond holdings

	Portfolio (%)
UNITED STATES TREASURY 2.875% 2025-07-31	2.0
UNITED STATES TREASURY 3.875% 2033-08-15	1.8
EUROBANK ERGASIAS SERVICES AND HOLDINGS SA 6.25% 2034-04-25	0.9

Top 3 equity holdings

	Portfolio (%)
PHOENIX GROUP HOLDINGS PLC	2.2
LEGAL AND GENERAL GROUP PLC	1.9
TAIWAN SEMICONDUCTOR MANUFACTURING	1.8

Top 3 listed property holdings

	Portfolio (%)
CAPITALAND ASCENDAS REIT	1.0
JAPAN HOTEL INVESTMENT REIT CORP	0.9
SEGRE REIT PLC	0.6

Top 3 specialist income holdings

	Portfolio (%)
SSE PLC	2.0
3I INFRASTRUCTURE PLC	1.3
GREENCOAT UK WIND PLC	1.1

Disclosures

Past performance is not a guide to future performance. The value of investments and the income from them may go down as well as up and is not guaranteed. Outcomes, including the payment of income, are not guaranteed.

This fund is intended to be a medium term investment and your capital is at risk. Any investment objective, performance benchmark and yield information should not be considered as an assurance or guarantee of the performance of the fund or any part of it. An initial charge reduces the amount available for investment. Investors should be aware that funds denominated in a currency other than investors' home state currency are subject to currency fluctuations which may decrease returns. Please be aware that each fund presents its own risk profile. Material risks for this fund are: Credit; Liquidity; Counterparty; Other Markets; Concentration Risk; Fund Charges; Foreign Exchange; Interest Rate and Derivatives. Please read the KIID for an explanation and refer to the prospectus for information about all relevant risks.

Please note that performance for fixed income funds is shown net of charges and tax. Performance for equity and multi asset funds is shown net of charges but gross of tax.

This document is accurate at the time of writing and is subject to change without notification.

Fund charges are deducted from capital which has the effect of increasing income distributions but constraining capital growth.

Please read the Key Investor Information, Supplementary Information Document and Application Form carefully. The Key Investor Information, Prospectus and accounts are available on our website www.aegonam.com.

All data is sourced to Aegon Asset Management UK plc unless otherwise stated. The document is accurate at the time of writing but is subject to change without notice.

Data attributed to a third party ("3rd Party Data") is proprietary to that third party and/or other suppliers (the "Data Owner") and is used by Aegon Asset Management under licence. 3rd Party Data: (i) may not be copied or distributed; and (ii) is not warranted to be accurate, complete or timely. None of the Data Owner, Aegon Asset Management or any other person connected to, or from whom Aegon Asset Management sources, 3rd Party Data is liable for any losses or liabilities arising from use of 3rd Party Data.

Aegon Asset Management UK plc is authorised and regulated by the Financial Conduct Authority.

Dealing

You can deal in shares via the ACD's web-based portal on any dealing day (except for, unless the ACD decides otherwise, the last working day before Christmas Day, bank holidays in England and Wales and other days at the ACD discretion). Investors without access to the ACD's web-based portal can contact the ACD for further dealing information. The fund is valued at 12:00 noon GMT (the valuation point) on each business day. Orders received before 12:00 noon will be based on the price calculated at that day's valuation point. Orders received after 12:00 noon will be based on the price calculated at the next valuation point.

Dealing desk enquiries: via the ACD's web-based portal a link for which is available at www.aegonam.com (or via such other method as the ACD has separately agreed).

For further information on the fund, including legal documents and details of all available share classes: www.aegonam.com/funds