

## Portfolio objective

The investment objective is to provide a combination of income and capital growth over any seven-year period.

## Performance

Investors are invited to compare the fund's performance against the performance of other funds within the Investment Association Sterling High Yield Bond Sector. Comparison of the fund against this sector will give investors an indication of how the fund is performing compared with funds investing in a similar but not identical investment universe.

The comparison should be performed over at least a seven year period to provide the most useful long-term comparison.

Past performance does not predict future returns.

### Cumulative performance (%)

	1MO	3MO	YTD	1YR	3YR	5YR	7YR	10YR	SI
Return (Net)	0.43	4.86	1.51	11.94	9.99	26.43	34.14	46.77	253.73
Median	0.26	4.02	0.88	9.55	3.93	15.43	21.48	32.41	184.93
Quartile	2	2	1	1	1	1	1	1	2

### Discrete annual performance (%)

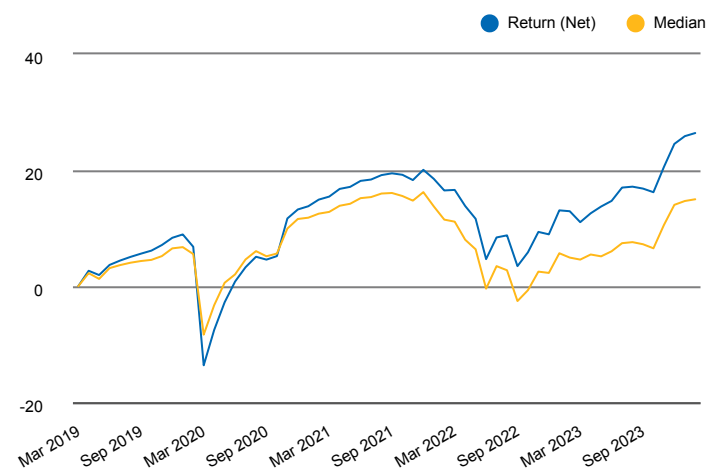
The table below shows performance over rolling discrete 12-month periods.

	2024	2023	2022	2021	2020
Return (Net)	11.94	-3.08	1.38	7.62	6.81
Median	9.55	-5.31	0.34	6.54	5.65
Quartile	1	1	2	2	1

	2019	2018	2017	2016	2015
Return (Net)	2.96	3.05	12.20	-6.05	3.80
Median	1.37	3.28	13.68	-4.98	2.01
Quartile	1	3	3	3	1

### Cumulative five-year performance



Source: Aegon Asset Management UK. NAV to NAV, noon prices, income reinvested, net of ongoing charges, excluding entry or exit charges.

Sector median source: Lipper, compiled using Lipper primary share classes. Lipper primary share classes are generally the highest charging share classes available, and are usually the 'A' retail share classes for Aegon Asset Management UK Portfolios.

## Key facts

Investment Vehicle	Aegon Asset Management UK ICVC
Fund Managers	Mark Benbow, Thomas Hanson
Fund Launch	22 March 2002
Share Class Launch	22 March 2002
Comparator Benchmark	Sector
Sector	Investment Association £ High Yield
Benchmark	ICE BofA Global High Yield Constrained GBP Hedged
SFDR Classification	N/A
Fund Base Currency	GBP
Fund Size	661,432,897
NAV	353.73
Fund Structure	OEIC
Investment Manager	Aegon Asset Management UK
SEDOL	3142556
ISIN	GB0031425563
Dividend Strategy	No dividend distribution
Valuation Point	12:00 GMT

## Costs

Initial Charge	0.00%
Management Fee	0.55%
Ongoing Charges Fee	0.59%

The ongoing charge figure is based on the actual expenses incurred in the 12-month period concluding at the end of last month. The cost of investing will impact your investment. The return will be reduced by the fees and expenses that may be incurred in managing the investment. Fees may have a compounding effect.

## Rating and awards



Note: Awards and ratings are highlighted to demonstrate our investment capabilities. Past performance is not a guide to future returns.

## Risk and reward profile



Lower risk /  
potentially lower rewards

Higher risk /  
potentially higher rewards

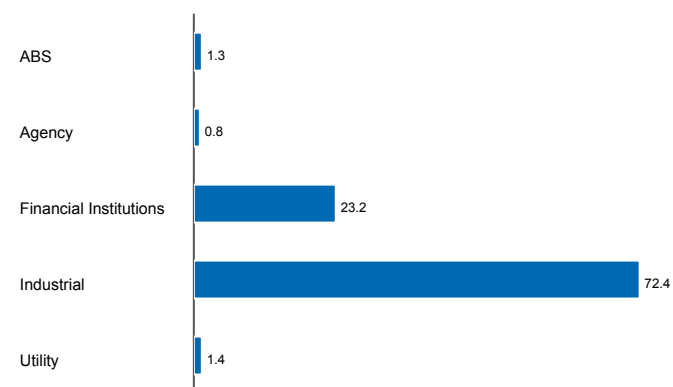
## Portfolio data

	Portfolio
Number of Issuers	122
Number of Issues	133
Average Credit Quality	BB-
Yield to Maturity (%)	8.06
Yield to Worst (%)	7.23
Effective Duration (Yrs)	3.05
Modified Duration (Yrs)	3.51
Spread Duration (Yrs)	3.42
Option Adjusted Spread (bps)	314
Sharpe Ratio (%)	1.97
Standard Deviation (Ann.)	5.34

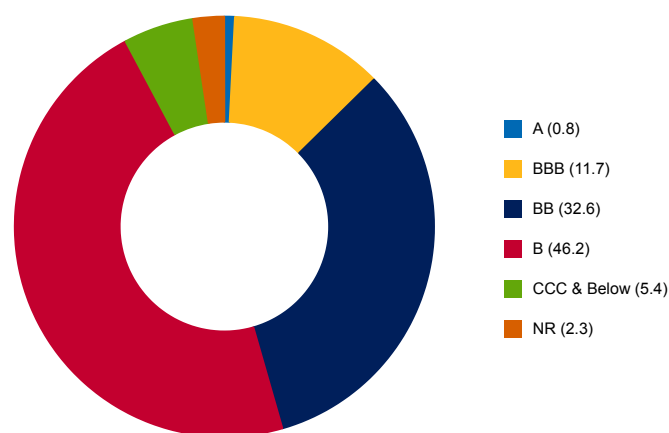
## Top 10 holdings

	Portfolio (%)
CPUK FINANCE LTD	2.3
LEVEL 3 FINANCING INC	2.0
PINNACLE BIDCO PLC	1.8
GTCR W DUTCH FINANCE SUB BV	1.8
ICELAND BONDCO PLC	1.7
KIER GROUP PLC	1.7
VALLOUREC SA	1.6
B&M EUROPEAN VALUE RETAIL SA	1.6
ASSEMBLIN GROUP AB	1.5
UNICREDIT SPA	1.5

## Sector allocation (%)



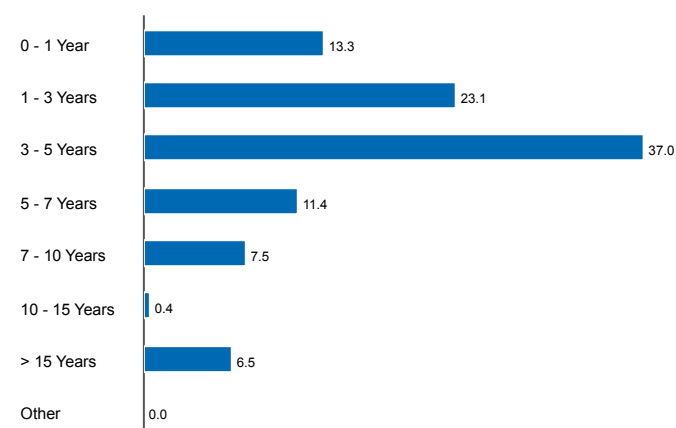
## Ratings allocation (%)



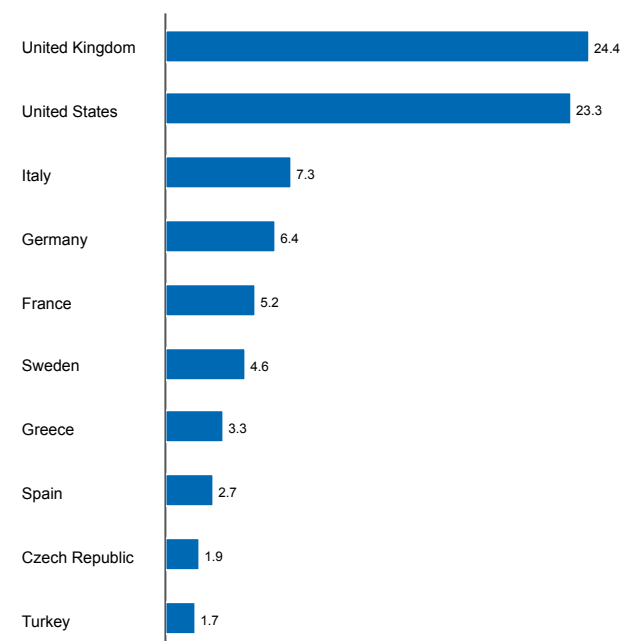
## Currency exposure

	Portfolio Pre-hedge (%)	Portfolio Post-hedge (%)
USD	43.7	0.2
EUR	33.0	-0.1
GBP	23.4	99.8
CAD	0.0	0.0
CHF	0.0	0.0

## Maturity allocation (%)



## Country allocation (%)



## Disclosures

Past performance is not a guide to future performance. The value of investments and the income from them may go down as well as up and is not guaranteed. Outcomes, including the payment of income, are not guaranteed.

This fund is intended to be a long-term investment and your capital is at risk. Any investment objective, performance benchmark and yield information should not be considered as an assurance or guarantee of the performance of the fund or any part of it. An initial charge reduces the amount available for investment. Investors should be aware that funds denominated in a currency other than investors' home state currency are subject to currency fluctuations which may decrease returns. Please be aware that each fund presents its own risk profile. Material risks for this fund are: Credit; Liquidity; Counterparty; Other Markets; Derivatives; Interest Rate and Fund charges. Please read the KIID for an explanation and refer to the prospectus for information about all relevant risks.

Please note that performance for fixed income funds is shown net of charges and tax. Performance for equity and multi asset funds is shown net of charges but gross of tax.

This document is accurate at the time of writing and is subject to change without notification.

Fund charges are deducted from income but will be deducted from capital where income is insufficient to cover charges.

Please read the Key Investor Information, Supplementary Information Document and Application Form carefully, The Key Investor Information, Prospectus and accounts are available on our website [www.aegonam.com](http://www.aegonam.com).

All data is sourced to Aegon Asset Management UK plc unless otherwise stated. The document is accurate at the time of writing but is subject to change without notice.

Data attributed to a third party ("3rd Party Data") is proprietary to that third party and/or other suppliers (the "Data Owner") and is used by Aegon Asset Management under licence. 3rd Party Data: (i) may not be copied or distributed; and (ii) is not warranted to be accurate, complete or timely. None of the Data Owner, Aegon Asset Management or any other person connected to, or from whom Aegon Asset Management sources, 3rd Party Data is liable for any losses or liabilities arising from use of 3rd Party Data.

Performance comparator: Investment Association Sterling High Yield Bond Sector. Investors are invited to compare the Fund's performance against the performance of other funds within this Sector. Comparison of the Fund against this Sector will give investors an indication of how the Fund is performing compared with Funds investing in a similar but not identical investment universe. The comparison should be performed over at least a 7 year period to provide the most useful long term comparison.

Aegon Asset Management UK plc is authorised and regulated by the Financial Conduct Authority.

Please visit <https://www.aegonam.com/en/glossary/> for definitions of the financial jargon and common investment terminology used within Aegon Asset Management's investment reports.

## Dealing

You can deal in shares via the ACD's web-based portal on any dealing day (except for, unless the ACD decides otherwise, the last working day before Christmas Day, bank holidays in England and Wales and other days at the ACD discretion). Investors without access to the ACD's web-based portal can contact the ACD for further dealing information. The fund is valued at 12:00 noon GMT (the valuation point) on each business day. Orders received before 12:00 noon will be based on the price calculated at that day's valuation point. Orders received after 12:00 noon will be based on the price calculated at the next valuation point.

Dealing desk enquiries: via the ACD's web-based portal a link for which is available at [www.aegonam.com](http://www.aegonam.com) (or via such other method as the ACD has separately agreed).

For further information on the fund, including legal documents and details of all available share classes: [www.aegonam.com/funds](http://www.aegonam.com/funds)