

## Portfolio objective

The investment objective is to deliver a total return (capital growth plus income) that exceeds the UK Consumer Prices Index by at least 3% per annum over any five year period. By investing in the fund, capital is at risk. There is no guarantee that the fund will deliver positive returns over this, or any, time period.

Please note that changes will apply to this fund on 1 April 2023, which may affect your decision to invest. For further information please see the fund page on our website:

<https://www.aegonam.com/en/strategies-funds/multi-asset/sustainable-diversified-growth-fund/>

## Performance

UK CPI is selected as a commonly accepted measure of UK inflation. We consider that exceeding CPI by at least 3% over five years is an attractive return and therefore an appropriate target benchmark in relation to which the fund is managed. Comparison of the fund's performance against the target benchmark will allow investors to determine whether and to what extent the fund has delivered returns in excess of inflation. Prior to 1 April 2023 the benchmark was Retail Prices Index +4%.

Any comparison of the fund's performance against this benchmark should be performed over a five year period to provide the most useful medium-term comparison.

Past performance does not predict future returns.

### Cumulative performance (%)

	1MO	3MO	YTD	1YR	3YR	5YR	7YR	10YR	SI
Return (Net)	1.81	1.58	1.58	-0.22	-8.75	6.58	12.74	31.98	70.05
Benchmark	0.86	1.19	1.19	6.44	40.73	57.90	80.88	114.41	180.03

### Discrete annual performance (%)

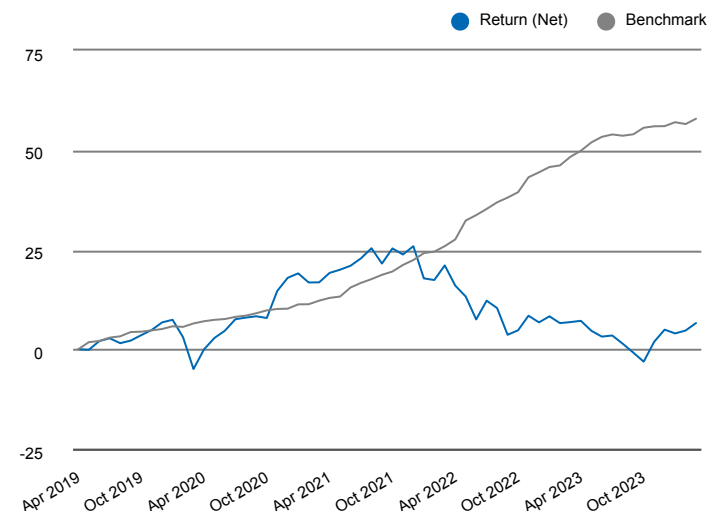
The table below shows performance over rolling discrete 12-month periods.

	2024	2023	2022	2021	2020
Return (Net)	-0.22	-11.76	3.64	22.91	-4.97
Benchmark	6.44	17.83	12.21	5.38	6.47

	2019	2018	2017	2016	2015
Return (Net)	-0.71	6.54	8.32	-4.15	12.76
Benchmark	6.46	7.61	7.25	5.30	4.95

### Cumulative five-year performance



Source: Aegon Asset Management UK. NAV to NAV, noon prices, income reinvested, net of ongoing charges, excluding entry or exit charges.

## Key facts

Investment Vehicle	Aegon Asset Management UK ICVC
Fund Managers	Colin Dryburgh, Gareth Gettinby
Fund Launch	30 July 2010
Share Class Launch	30 July 2010
Sector	
Benchmark	UK CPI +3%
SFDR Classification	N/A
Fund Base Currency	GBP
Fund Size	607,529,832
NAV	170.05
Fund Structure	OEIC
Investment Manager	Aegon Asset Management UK
SEDOL	B625LX4
ISIN	GB00B625LX43
Dividend Strategy	No dividend distribution
Valuation Point	12:00 GMT

## Costs

Initial Charge	0.00%
Management Fee	0.50%
Ongoing Charges Fee	0.53%


The ongoing charge figure is based on the actual expenses incurred in the 12-month period concluding at the end of last month. The cost of investing will impact your investment. The return will be reduced by the fees and expenses that may be incurred in managing the investment. Fees may have a compounding effect.

## Rating and awards



Note: Awards and ratings are highlighted to demonstrate our investment capabilities. Past performance is not a guide to future returns.

## Risk and reward profile



Lower risk /  
potentially lower rewards

Higher risk /  
potentially higher rewards

## Portfolio data

	Portfolio
Number of Securities	121
Historic Yield (%)	4.06
Effective Duration (Yrs)	1.46
Spread Duration (Yrs)	0.87
Volatility (%)	7.18-
Sharpe Ratio (%)	0.38-
Beta	1.45

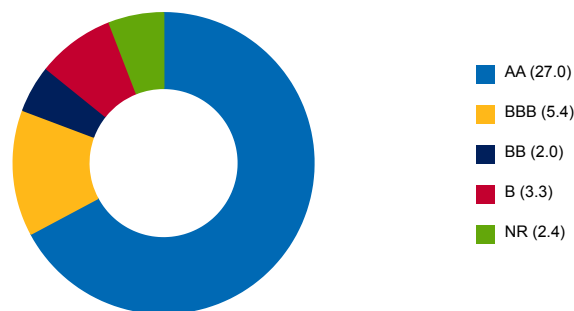
## Asset allocation

	Portfolio (%)
Equities	29.4
Alternatives	28.3
Government & Rates	27.0
Credit & EMD	13.2
Cash & Cash Equivalent	2.3

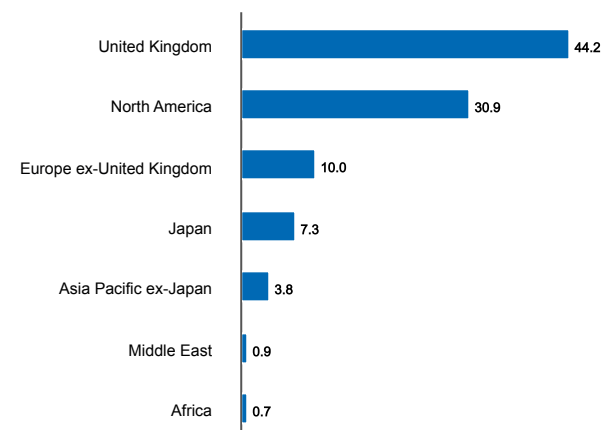
## Currency allocation

	Portfolio Pre-hedge (%)	Portfolio Post-hedge (%)
GBP	47.0	93.9
USD	33.0	8.2
JPY	7.3	-0.1
EUR	7.1	-5.5
TWD	2.0	-2.5

## Rating breakdown (%)



## Regional allocation (%)



## Top 3 bond holdings

	Portfolio (%)
AK RABOBANK CERTIFICATEN STG 6.5% 2079-12-31	1.9
PINNACLE BIDCO PLC 10% 2028-10-11	1.7
AMERICAN WATER CAPITAL CORP 2.8% 2030-05-01	1.1

## Top 3 equity holdings

	Portfolio (%)
TAIWAN SEMICONDUCTOR MANUFACTURING	1.7
ZURICH INSURANCE GROUP AG	1.3
ASTRAZENECA PLC	1.1

## Top 3 government holdings

	Portfolio (%)
UNITED STATES TREASURY 1.25% 2024-08-31	3.8
UNITED STATES TREASURY 4.625% 2025-02-28	3.8
UNITED KINGDOM GILT INFLATION LINKED 0.125% 2029-03-22	3.4

## Top 3 alternatives holdings

	Portfolio (%)
3I INFRASTRUCTURE PLC	3.2
INTERNATIONAL PUBLIC PARTNERSHIP C	3.0
GREENCOAT UK WIND PLC	2.6

## Disclosures

Past performance is not a guide to future performance. The value of investments and the income from them may go down as well as up and is not guaranteed. Outcomes, including the payment of income, are not guaranteed.

This fund is intended to be a medium term investment and your capital is at risk. Any investment objective, performance benchmark and yield information should not be considered as an assurance or guarantee of the performance of the fund or any part of it. An initial charge reduces the amount available for investment. Investors should be aware that funds denominated in a currency other than investors' home state currency are subject to currency fluctuations which may decrease returns. Please be aware that each fund presents its own risk profile. Material risks for this fund are: Credit; Liquidity; Counterparty; Other Markets; Concentration Risk; Foreign Exchange; Interest Rate and Derivatives. Please read the KIID for an explanation and refer to the prospectus for information about all relevant risks.

Please note that performance for fixed income funds is shown net of charges and tax. Performance for equity and multi asset funds is shown net of charges but gross of tax.

This document is accurate at the time of writing and is subject to change without notification.

Fund charges are deducted from income but will be deducted from capital where income is insufficient to cover charges.

Please read the Key Investor Information, Supplementary Information Document and Application Form carefully. The Key Investor Information, Prospectus and accounts are available on our website [www.aegonam.com](http://www.aegonam.com).

All data is sourced to Aegon Asset Management UK plc unless otherwise stated. The document is accurate at the time of writing but is subject to change without notice.

Data attributed to a third party ("3rd Party Data") is proprietary to that third party and/or other suppliers (the "Data Owner") and is used by Aegon Asset Management under licence. 3rd Party Data: (i) may not be copied or distributed; and (ii) is not warranted to be accurate, complete or timely. None of the Data Owner, Aegon Asset Management or any other person connected to, or from whom Aegon Asset Management sources, 3rd Party Data is liable for any losses or liabilities arising from use of 3rd Party Data.

Please refer to the KIID for information on changes to the investment objective as of November 2013.

Target Benchmark: RPI+4%. UK RPI is selected as a commonly accepted measure of UK inflation. We consider that exceeding RPI by at least 4% over 5 years is an attractive return and therefore an appropriate target benchmark in relation to which the Fund is managed. Comparison of the Fund's performance against the target benchmark will allow investors to determine whether and to what extent the Fund has delivered returns in excess of inflation. Any comparison of the Fund's performance against this benchmark should be performed over a 5 year period to provide the most useful medium term comparison.

Aegon Asset Management UK plc is authorised and regulated by the Financial Conduct Authority.

Please visit <https://www.aegonam.com/en/glossary/> for definitions of the financial jargon and common investment terminology used within Aegon Asset Management's investment reports.

## Dealing

You can deal in shares via the ACD's web-based portal on any dealing day (except for, unless the ACD decides otherwise, the last working day before Christmas Day, bank holidays in England and Wales and other days at the ACD discretion). Investors without access to the ACD's web-based portal can contact the ACD for further dealing information. The fund is valued at 12:00 noon GMT (the valuation point) on each business day. Orders received before 12:00 noon will be based on the price calculated at that day's valuation point. Orders received after 12:00 noon will be based on the price calculated at the next valuation point.

Dealing desk enquiries: via the ACD's web-based portal a link for which is available at [www.aegonam.com](http://www.aegonam.com) (or via such other method as the ACD has separately agreed).

For further information on the fund, including legal documents and details of all available share classes: [www.aegonam.com/funds](http://www.aegonam.com/funds)