

## Aegon Ethical Equity Fund

A sub fund of Aegon Asset Management UK ICVC

**B GBP Acc**

Factsheet as at 31 January 2024

### Fund managers



Audrey Ryan

### Key facts

Fund launch	17 April 1989
Share class launch	17 April 1989
Sector	Investment Association UK All Companies
Comparator benchmark	Sector
Initial charge	0.00%
Annual charge	0.75%
Ongoing charge	0.77%
Minimum initial lump sum investment	GBP 500
Fund structure	UK domiciled OEIC
Investment manager	Aegon Asset Management UK plc
SEDOL	0745088
ISIN	GB0007450884
Valuation point	12 noon (GMT)
Fund base currency	GBP
Fund size	GBP 461 million
Number of holdings	55
Active share	83.8%
Sharpe ratio*	-0.01
Standard deviation*	17.29

Source: Aegon Asset Management UK.

Ongoing charge based on actual expenses for the year ending 31/12/2023. The cost of investing will impact your investment. The return will be reduced by the fees and expenses that may be incurred in managing the investment. Fees may have a compounding effect. Number of holdings represents physical holdings only.

\* Source: Aegon Asset Management UK, net return, annualised over 3 years, B GBP Acc shares.

### Fund objective

The investment objective is to provide a combination of income and capital growth over any seven year period.

### Performance

Investors are invited to compare the fund's performance against the performance of other funds within the Investment Association All UK Companies Sector. Comparison of the fund against this sector will give investors an indication of how the fund is performing compared with funds investing in a similar but not identical investment universe and comprising ethical and non-ethically screened funds, demonstrating the value of the fund's ethical screen against non-ethically screened funds.

The comparison should be performed over at least a seven year period to provide the most useful long-term comparison.

Past performance does not predict future returns.

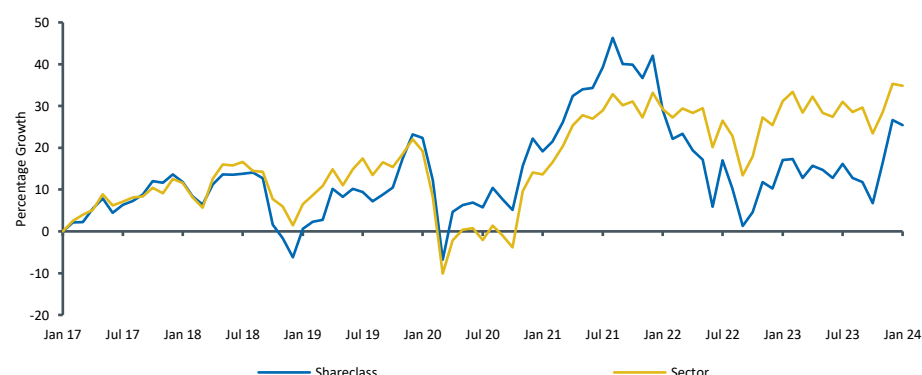
#### Performance (to 31 January 2024)

	1 month	3 months	6 months	Year to date	Since launch
Shareclass (%)	-0.95	17.54	8.02	-0.95	1,009.02
Sector (%)	-0.90	8.21	1.88	-0.90	1,012.62
Quartile	3	1	1	3	3

#### Cumulative performance (to 31 January 2024)

	1 year	3 years	5 years	7 years	10 years
Shareclass (%)	7.18	5.28	24.74	25.46	49.36
Sector (%)	2.13	19.08	26.82	34.87	62.33
Quartile	1	3	3	3	3

#### Cumulative seven year performance



Source: Aegon Asset Management UK. NAV to NAV, noon prices, income reinvested, net of ongoing charges, excluding entry or exit charges. Sector median source: Lipper.

### Ratings



**Note:** Awards and ratings are highlighted to demonstrate our investment capabilities. Past performance is not a guide to future returns.

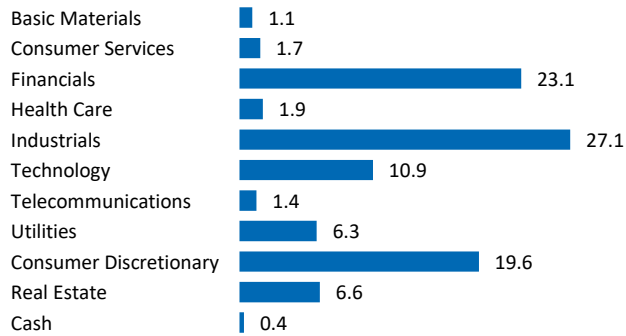
## Discrete year performance

The table below shows performance over rolling discrete 12-month periods. Past performance does not predict future returns.

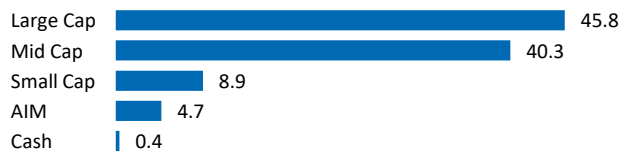
	31/01/2024	31/01/2023	31/01/2022	31/01/2021	31/01/2020	31/01/2019	31/01/2018	31/01/2017	31/01/2016	31/01/2015
Shareclass (%)	7.18	-9.28	8.28	-2.62	21.67	-10.04	11.80	6.45	3.46	8.09
Sector (%)	2.13	1.23	15.08	-6.03	13.22	-4.69	11.54	18.96	-3.34	7.17
Quartile	1	4	4	2	1	4	2	4	1	2

Source: Aegon Asset Management UK. NAV to NAV, noon prices, income reinvested, net of ongoing charges, excluding entry or exit charges. Sector median source: Lipper.

## Sector allocation (%)



## Market capitalisation breakdown (%)



## Top 10 holdings (%)

RELX PLC	5.4
LONDON STOCK EXCHANGE GROUP	4.4
SSE PLC	3.8
EXPERIAN PLC	3.5
DIPLOMA PLC	3.0
WHITBREAD PLC	2.8
INFORMA PLC	2.8
OXFORD INSTRUMENTS PLC	2.7
UNITE GROUP PLC/THE	2.6
VOLUTION GROUP PLC	2.6
Total	33.6

## Dealing

---

You can deal in shares from 08:30 to 17:30 hours UK time on any dealing day (except for, unless the ACD decides otherwise, the last working day before Christmas Day, bank holidays in England and Wales and other days at the ACD discretion). The fund is valued at 12:00 noon GMT (the valuation point) on each business day. Orders received before 12:00 noon will be based on the price calculated at that day's valuation point. Orders received after 12:00 noon will be based on the price calculated at the next valuation point.

Dealing desk enquiries: **0800 358 3009**

For further information on the fund, including legal documents and details of all available share classes:

<https://www.aegonam.com/funds>

## Contacts

---



[www.aegonam.com](http://www.aegonam.com)



[@aegonamuk](https://twitter.com/aegonamuk)



[linkedin.com/company/aegonam](https://www.linkedin.com/company/aegonam)



[wholesaleclientmanagement@aegonam.com](mailto:wholesaleclientmanagement@aegonam.com)

## Risk factors

---

Past performance is not a guide to future performance. The value of investments and the income from them may go down as well as up and is not guaranteed. Outcomes, including the payment of income, are not guaranteed.

This fund is intended to be a long-term investment and your capital is at risk. Any investment objective, performance benchmark and yield information should not be considered as an assurance or guarantee of the performance of the fund or any part of it. An initial charge reduces the amount available for investment. Investors should be aware that funds denominated in a currency other than investors' home state currency are subject to currency fluctuations which may decrease returns. Please be aware that each fund presents its own risk profile. Material risks for this fund are: Liquidity. Please read the KIID for an explanation and refer to the prospectus for information about all relevant risks.

Please note that performance for fixed income funds is shown net of charges and tax. Performance for equity and multi asset funds is shown net of charges but gross of tax.

This document is accurate at the time of writing and is subject to change without notification.

Fund charges are deducted from income but will be deducted from capital where income is insufficient to cover charges.

Please read the Key Investor Information, Supplementary Information Document and Application Form carefully. The Key Investor Information, Prospectus and accounts are available on our website [www.aegonam.com](http://www.aegonam.com) or by calling our investor helpdesk on 0800 358 3009 or in writing from Asset Management UK plc, Sunderland, SR43 4BR.

All data is sourced to Aegon Asset Management UK plc unless otherwise stated. The document is accurate at the time of writing but is subject to change without notice.

Data attributed to a third party ("3rd Party Data") is proprietary to that third party and/or other suppliers (the "Data Owner") and is used by Aegon Asset Management under licence. 3rd Party Data: (i) may not be copied or distributed; and (ii) is not warranted to be accurate, complete or timely. None of the Data Owner, Aegon Asset Management or any other person connected to, or from whom Aegon Asset Management sources, 3rd Party Data is liable for any losses or liabilities arising from use of 3rd Party Data.

Aegon Asset Management UK plc is authorised and regulated by the Financial Conduct Authority.

Performance comparator: Investment Association All UK Companies Sector. Investors are invited to compare the Fund's performance against the performance of other funds within the Investment Association All UK Companies Sector. Comparison of the Fund against this Sector will give investors an indication of how the Fund is performing compared with Funds investing in a similar but not identical investment universe and comprising ethical and non-ethically screened funds, demonstrating the value of the Fund's ethical screen against non-ethically screened funds. This comparison should be performed over at least a 7 year period to provide the most useful long term comparison.